




WORKSHEET 1



STARTERS



DESSERTS



MAIN COURSES

Yum Yum!

Things to do

- Look at all the food on the interactive Culture screen.
- Draw a tasty and healthy starter.
- Draw a tasty and healthy main dish.
- Draw a tasty and healthy dessert.
- Colour in your pictures.

WORKSHEET 2


Wanted dead or alive!

Things to do

Draw your own imaginary creature for a fairytale.

Is there a reward?...Hair colour?...Scales or fins or bristles?.....Fangs or teeth?....Diet?... Where does it live?...Does it talk?

WANTED



WORKSHEET 3

I have read these books...

Score out of 10 (10 is great, 0 is terrible).

Book title

Author

What the book is about

/10

Book title

Author

What the book is about

/10

Book title

Author

What the book is about

/10

Book title

Author

What the book is about

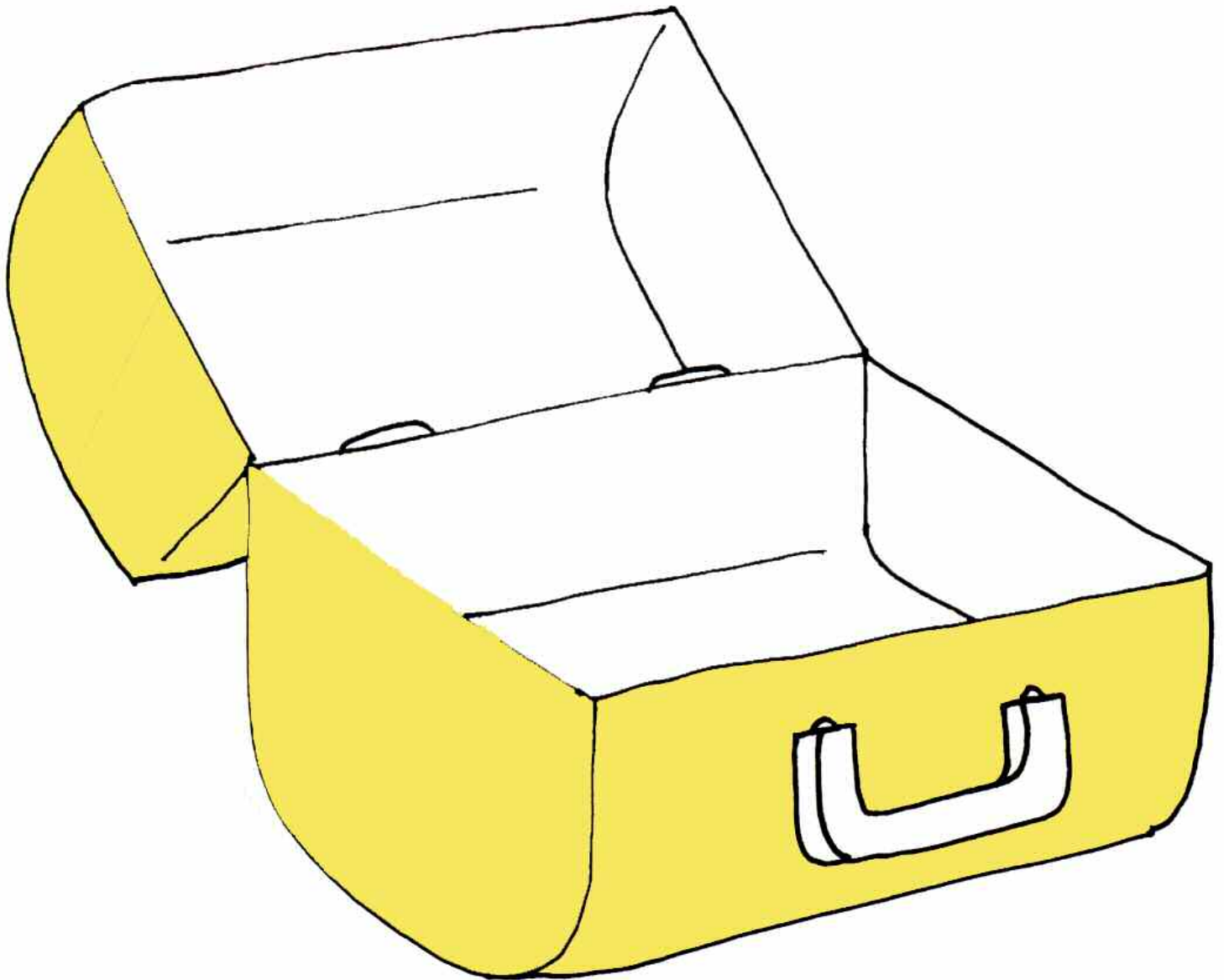
/10

WORKSHEET 4

Try this lunch!

Things to do

- Draw 6 things to eat for lunch in the lunch box – they must be healthy!
- You can have food like fruit, sandwiches, cheese, vegetables, milk.
- You **CAN'T** have fizzy drinks, biscuits, crisps or chocolate.
- Colour your pictures in.



WORKSHEET 5

Smart art

Things to do

- Draw a copy of your favourite Munch painting in the frame.
- Draw a picture of your favourite Vigeland sculpture.
- Colour your picture in.
- Try to use the same colours as the artist did.

